



Fallen Leaves

The Glen Rathlin Newsletter
1st August to 31st October 2006,
A.S. XXXXI, Volume 4, Issue 3
<http://www.glenrathlin.org>

Contents

Words From The Editor	1
Brother Gaudaful - The Spring Travels	2
Mistress Agnes - Tips on how to take care of your archery equipment	3
Spitroast the Kitchen Boy - Article on Heraldic Display	4
Forthcoming Events	6
Forthcoming Practices - Calendar for next 3 months	6
Minutes of EGM of Glen Rathlin held on 3rd June 2006	7
Officer List and Contact	8
Contributions	8
Disclaimer	8

Words From The Editor

1 Greetings all. Since my last issue we had our third Champions of Lough Devnaree event. We had a brilliant turnout and it was great to see so many of our friends from across the water. 2 Once again we were well fed by Lord Merlin who was justly rewarded with membership in the ID Company of Artists and Scientists for his culinary skills in court. However my highlight of the event was beating my Lord Sean at archery for the first time. For this issue we have some tips from Mistress Agnes for looking after your archery equipment , more news of Brother Gaudaful adventures and Spit Roast will telling us a little bit about heraldry. 3 Enjoy.

[Lady Helene the Artisan](#)



Brother Gawdawful

The Spring Travels

Well, we all know why this isle is green and Flaming Arrow II showed it perfectly, it totally lashed all day Saturday. Naturally this put a bit of a dampener on the archery activities as the main field was flooded. However Lord Torrkil Mor, the kingdom Combat archery marshal, managed to provide a wonderful introduction to combat archery in Drachenwald. The heavy fighter tug of war whilst under fire was excellent and thanks go to all those involved. Despite the rain the craic was good and the feast by Lord Arpad was magnificent. Sunday was somewhat drier and Lord Sean was able to run a Marks shoot in the forest which was very popular.

The end of April brought changes to our Crown Principality with the choosing of our next Viceroy and Vicereine, the tourney being ran by the Dublin group at Ardnally. King Sven was very likeable and laidback, the court being held from a reclined position with grapes being fed to him.

The eventual winner of the tourney was Sir Ivan Paskiainen fighting for Lady Dorothea Weber, a true landschnecke couple. At the last minute Lord Arpad was drafted to provide feast and excelled himself with a varied, wholesome and hearty menu.

I've spent the whole season up here in Glen Rathlin as the populace have been very busy, with demos being held at the National Trust's Black Mountain site, a very good day at the NT's Crom Demense near Enniskillen and finally as part of the Portaferry Gala Festival. A lot of hard work went into the organisation and running of these and thanks to the two fencers from Dun in Mara who came to the Portaferry gig albeit somewhat late.

I hear my kettle going so I'm off see you next season.

Brother Gawdawful the Penitent.

This article was kindly provided by Lord Robin Bowman of Dalriada



Mistress Agnes

Hello stranger, haven't see you about these parts for a while. You missed some fun this morning, our Cedric had one his friends Arthur over, showing us all how to do archery. Took a while to master it as most of my arrows seem to end up stuck in our big oak tree. Still I like a bit of a challenge so I might just keep up with the archery, young Arthur even gave some tips on how to look after all the equipment to get me started.

• **Handy Archery tips from Master Craftsman- The Reverend De Sade Noir Archery Supplies**

Care of Arrow bag

Do not immerse in water, remove heavy soiling with stiff brush and sponge off with damp cloth.

If you are a re-enactor leave bag to age naturally, the white cloth will eventually turn a sallow colour reminiscent of the medieval period.

Treat fletching with NU-BUCK waterproofing spray, should feathers get wet, leave to air dry, hold fletched end of arrow over a streaming kettle for a few seconds and spin the arrow between hands, this will re-profile the shape.

Apply beeswax to the bodkin end of the shaft after each shoot to protect the wood from moisture.

Cheerio for now my lovelies

Permission to share this information was kindly provided by The Reverend De Sade Noir.

Check out his e-bay shop for high quality arrows and archery equipment

Announcements

Congratulations to our glorious winners at this year's Champions of Lough Devnaree

Vivant! Vivant!, Vivant!

(a period form of 'Cheers!'. In court, they are usually led by the court herald)

Archery Champion

- **Lord Merlin Sparhawk**

Fencing Champion

- **Baron Etienne Fevre OL OP**

Arts and Sciences Champion

- **Lord Cu Darraign**

Heavy Guardian

- **Lord Lutr.....**

Heavy Champion

- **Baron Paul son of Brian**

Spitroast the Kitchen Boy



I hate banners! That prat Bill has gone and left them all tangled up again. Just because I told cook he stole a few extra eggs. Here, grab a few good sir and I'll tell you about them on the way to the great hall. They're having a feast tonight and the Lord wants them all up sharpest.

Heraldic Display

I will begin this article stating that herein I will be using the generic term "flags" to cover all the forms of heraldic display as evidenced by banners, standards, pennons and golfannons to name but a few.

The use of heraldic display (of any type) within the SCA is twofold; firstly as identification of the wearer/bearer or their noble patron (the period usage) and secondly in the creation or maintenance of the medieval atmosphere at our events, be it in a pavilion, on the field, in court or at feast.

Flags come in many 'flavours' as stated above, each of

which has its own particular features and usages. The first distinction to be made is between a banner and a standard. This is relevant particularly as the Insulae Draconis War Banner is, in fact, a War Standard, and not a banner at all.

The Banner (figure A)

Figure A shows a front (obverse) view of a banner alongside its reverse view. Banners are almost always rectangular in shape (rarely square) with the long edge being vertical. They are usually affixed to an inverted L or T frame along the top and often left hand side edges.

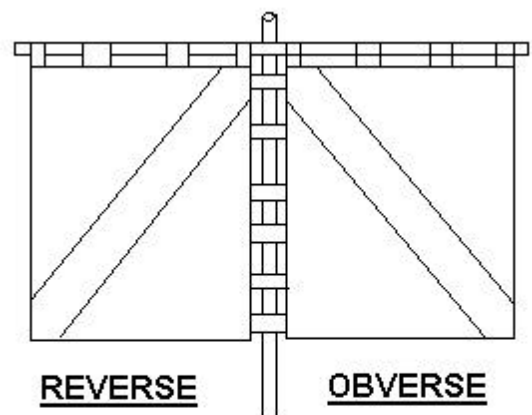


FIGURE A

In period, the banner would display the device or arms of the owner rather than any appropriate badge; within our Society, banners are sometimes flown with badges such as the symbols for the heralds or chirurgeons. Its main use was as a sort of 'road-sign' indicating the location of Lord X's encampment.

Please note that when dealing with heraldic positions upon a

banner 'dexter' is always towards the pole from which the banner flies, and thus changes if flown on the left side of a T frame. Thus the 'bend' (diagonal stripe) in Figure A switches direction when the reverse is viewed. Banners were also flown ahead of processions to signify the feudal rights of the household head (Baron, Earl, Duke, etc.).

Obviously these uses marry well with the creation of the Current Middle Ages atmosphere we strive to achieve.

The Standard or Ancient (figure B)

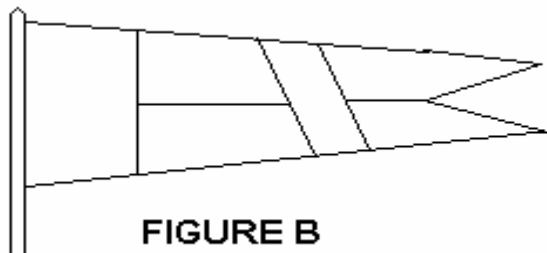


FIGURE B

The Standard, also known occasionally as an ancient, comes from the Norman French word 'Estandard' meaning 'that which stands' and is normally the most imposing of all flags.

As can be seen in Figure B, it is long and vaguely triangular in shape before ending most commonly in a swallowtail pattern (2 points). A better graphic of a standard can be found on the ID website as the Insulae Draconis War 'Banner' which is, in truth, the War Standard of Insulae Draconis both in form and usage.

The main purpose of standards was to provide a rallying point for troops upon the field of battle, obviously this would apply both then and now. Normally the standard would display the Kingdom arms closest to the pole followed by a

lengthwise division in the two main colours of the Arms surmounted by mottoes (as in the ID War Standard) or perhaps associated badges. The long length of standards means they need good height and lightweight materials (e.g. silk) in order to fly well in the wind unlike the stiffer bound banners.

The Pennon (figure C)

A form of flag more difficult to utilise within the Current Middle Ages is the pennon (Figure C). This is triangular in shape with either a single tail or a swallowtail and carried the badge of the wielder. Unusually the badge is placed upon the pennon so that it is correctly seen only when the staff or lance the pennon hangs from is held 'at charge'. This is shown by the letter M in figure C.

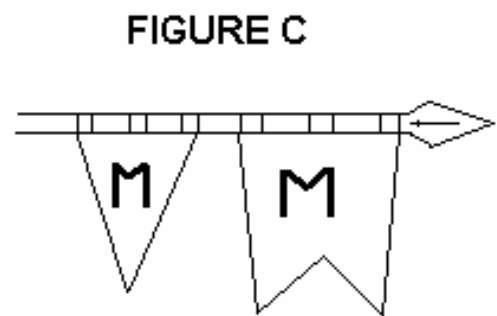
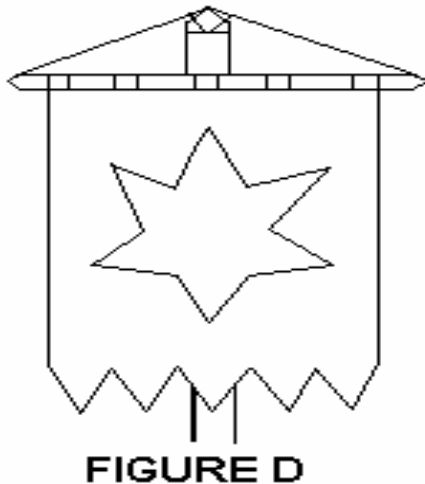


FIGURE C

As jousting was not permissible in the SCA until recently, the use of pennons was mostly in the form of small decorative bunting adorning hall walls etc.

The Golfannon (figure D)

The most common 'flag' in use within the Current Middle Ages is the Golfalon or Golfannon (Figure D).



This consists of either a rectangular (longer than wide) or square area displaying the device, arms or badge of the owner or group concerned with the bottom edge usually culminating in tails. The tails may be triangular, square, non-existent or merely a tasselled fringe, the number of tails is at the discretion of the gonfannon creator. It is flown by the top two corners being attached to a crossbar suspended by its centre on a central upright support (figure D). I have seen a 90cm high by 60 cm wide golfannon work well as a personal flag for processions, a feast backdrop and other decorative purposes.

Display of Arms

A note of caution, as far as I am aware, SCA 'flags' can be flown readily everywhere except for Scotland. In Scotland we are free to display them at

events where the public don't get free access, thus it's worth checking that none of our devices match mundane local devices and if so ask the SCA members if they would refrain from their use for the duration of the event as a courtesy. Obviously any changes to this I will endeavour to send out to the various lists when I learn of any changes.

YIS

Lord Robin Bowman of Dalriada
Rockall Herald of Insulae Draconis

Permission to use this article was kindly provided by Lord Robin Bowman of Dalriada

Forthcoming Events

Details of all forthcoming events can be found in Dragon's Tale or by going to the Kingdom of Drachenwald – Calendar at

<http://www.drachenwald.sca.org/calendar/>

Forthcoming Practices

All the forthcoming practices will be held at Ardnalvalley Scout Centre

2nd September 2006

14th October 2006 (AGM)

Directions:

Turn off M1 at Junction 2 (Stockman's Lane)

Follow Stockman's Lane to traffic lights and onto Balmoral Avenue (1.3 miles)

At traffic lights turn right onto Malone Road (0.4 miles)

Take first left at roundabout onto Milltown Road for one mile
Turn left slip road at lights (signposted Ardnally Scout Centre)
Turn left at T junction onto Old Milltown Road (signposted) Follow road till end (0.1 miles) You have now arrived at the site.

Minutes of EGM of Glen Rathlin held on 3rd June 2006

Present

Sofia da Negro Ponte (Joanne Lafferty)

Lord Robin Bowman of Dalriada
(Alistair Darragh)

Lady Helene the Artisan (Helen McLarnon)

Malcolm of Glen Rathlin (Malcolm Semple)

Elaine of Glen Rathlin (Elaine Watson)

Lord Seán Ó'Mórdha the Archer (Sean Moore)

The following members of Glen Rathlin gave their votes by proxy

Baroness Caitriona of the Ravens
(Caitriona Byrne)

Perinelle of Rockall (Lesley McLarnon)

Baron Paul son of Brian (Paul O'Brien)

Jody of Glen Rathlin (Jody Peckins)

Andrew of Arundel (Scott Peckins)

Motion One

The right of non-members to vote.

Votes :- 10 YES

0 NO

0 ABSTAIN

Motion Two

The populace was asked to vote for the following posts;

Lord Seán Ó'Mórdha the Archer was standing for Knight Marshal

Perinelle of Rockall was standing for Minister of Arts and Science

11 members voted in total and the results were as follows

: - Knight Marshal, Lord Seán: - 9 YES

2 NONE OF THE ABOVE

0 ABSTAIN

: - Minister of Arts and Science, Perinelle of Rockall: - 11 YES

0 NONE OF THE ABOVE

0 ABSTAIN

Any other Business

The Company of Archers also held a meeting. They ratified their code of conduct, dress code and badge.

This will be updated on the website as soon as possible

Lady Helene the Artisan (Helen McLarnon)

Officer List and Contacts

Seneschale	
	Lady Sofia da Negroponte
Exchequer	
	Elaine of Glen Rathlin
Chronicler	
	Lady Helene the Artisan
Minister of Arts & Sciences	
	Lady Perinelle of Rockall
Knight Marshal	
	Lord Seán Ó' Mórdha the Archer

All Officers can be contacted via the Ministers links on the Shire Web page:
<http://www.glenrathlin.org>

Shire mailing list:
scanorthernireland@yahoo.com

Contributions

I'd like to take this opportunity to thank all the contributors for all their help in putting together this newsletter.

Lord Robin Bowman of Dalriada
The Reverend De Sade Noir.

Contributions Wanted

Any and all contributions are welcomed and needed for this publication, as it's your newsletter! I'm happy to take anything from simple Arts and Sciences projects to details of events you have travelled to so we can share your experience with the shire at large. Send by e-mail as a MS Word doc or TXT file to Chronicler@glenrathlin.org or by mail to Helen McLarnon, 7 Millicent Park, Bangor, BT19 6BU

Disclaimer

This is **Fallen Leaves from Glen Rathlin**, the Newsletter of the Shire of Glen Rathlin,

Fallen Leaves from Glen Rathlin is available from Helen McLarnon, 7 Millicent Park,

This newsletter is not a corporate publication of the Society for Creative Anachronism, Inc. and does not delineate SCA policies.

© Copyright (2002), Society for Creative Anachronism, Inc.

For more information on reprinting letters, artwork and articles from this publication, please contact the Chronicler who will assist you in contacting the original creator of the piece.

Please respect the rights of all our contributors.